



## ISN ST08 Series ISN CISPR 22 and CISPR 32

Impedance stabilization networks (ISN, or with CISPR 16-1-2 called AAN: asymmetric artificial network or AN: artificial networks for coaxial and other screened cables) are defined for measuring of conducted common mode disturbances at information technology equipment (ITE) as required in CISPR 22.

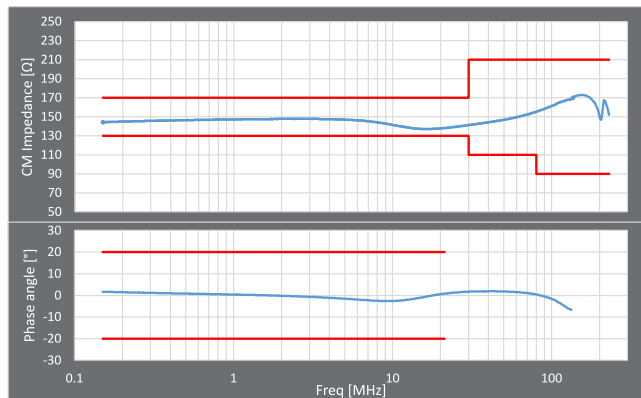
The ISN is placed between the equipment under test (EUT) and auxiliary equipment (AE) or load which are necessary for the operation of the EUT. The ISN establishes the common-mode termination impedance for the EUT's telecommunications port during measurement.

ISN ST08 meets the requirements of CISPR 22, EN 55022, CISPR 32, EN 55032, CISPR 16-1-2 and EN 55016-1-2. Unlike the ISN T types for unshielded balanced lines the ISN ST08 needs no additional adapters for LCL setting.

Verification results is provided with each unit. Traceable and accredited calibration according to ISO17025 are available upon request. The ISN can be ordered alone or with the CAS ISN which includes the necessary adapters for verification. Please refer to the CAS ISN datasheet.

### MAIN FEATURES

- For use with screened RJ45 connections
- Up to 8 lines/4 pairs
- Meets the requirements of CISPR 22, CISPR 32, CISPR 16-1-2
- Design given in figure D.11 of CISPR 22 and G.11 of CISPR 32
- Can be used as CDN for IEC 61000-4-6 immunity tests

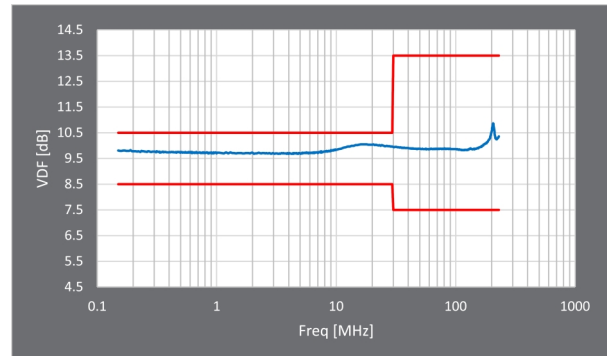
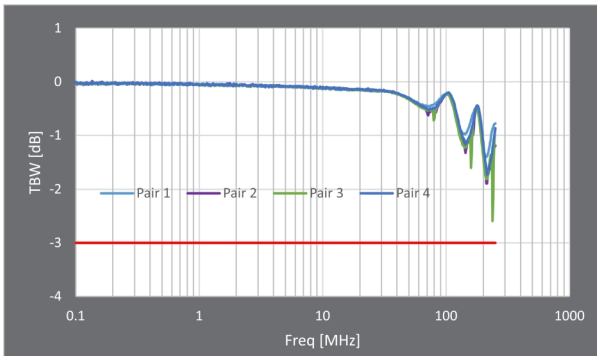


Typical performance of common mode impedance and phase

### Electrical Specifications

	ISN ST08
Frequency Range	150 kHz to 230 MHz
Connector EUT Port	RJ45
Connector AE Port	
Line Parameters	4 pairs, balanced, shielded, 100 Ω
Application Configuration	Telecommunication line up to 8 balanced lines
Max. Voltage AC mains	100 V
DC Voltage	150 V
Current Max	1200 mA (line)
Test Voltage, 2 sec.	200 V DC
Common Mode Impedance (EUT Port)	150 kHz to 30 MHz: 150 Ω ±20 Ω 30 MHz to 230 MHz: 150 Ω +60 Ω/ -40 Ω
Phase angle (EUT Port)	150 kHz to 30 MHz: 0° ±20°

**Typical Performance for Transmission Bandwidth and Voltage Division Factor**



**RF to EUT/AE Specifications**

	ISN ST08
RF Port	BNC 50 Ω
RF Voltage	< 20 V
Voltage division factor (RF input to EUT port)	150 kHz to 30 MHz: 9.5 dB ±1 dB 30 MHz to 230 MHz: 9.5 dB +4 dB/ -2 dB
Transmission bandwidth EUT / AE:	>250 MHz sin. <sup>1</sup>

**General Specifications**

	ISN ST08
Net Weight	approx. 1.5 kg

**Accessories Information**

Product	Description	Item #
ISN ST08	ISN for screened eight lines with RJ45 connector	248650
ISN Sxxx-TC	Traceable calibration (ISO17025), order only with ISN S, related to CISPR 22 / 32 and IEC / EN 61000-4-6	97-248650
CAL U100B	Universal calibration unit (150 Ω / 50 Ω adapter)	247825
CAL U100X-TC	Traceable calibration (ISO17025), order only with CAL U100x device	97-247825
CAL U100XDAkKs	DAkKs accredited calibration (ISO17025), order only with CAL U100x device	98-247825
SAR T800	Calibration adapter part for ISNs with RJ45 connector (common mode adapter)	242439
A 50-N	Termination 50 Ω, N type, male, 1 Watt, 2.5 GHz	257521